


Find the number
2.



Reversal practice for 2, 6, 3 & 5

2 4 5 3
9 6 7 1

Reversal practice for 2, 6, 3 & 5

1 9 5 3
6 4 2 7

Reversal practice for 2, 6, 3 & 5

Use your right hand, and make
a circle with your fingers.
Now, open your fingers a little bit.
That is the top of the number '3'.



It can also be the bottom
of the number '5'.



**Point to the number
that is backwards.**

Reversal practice for 2, 6, 3 & 5

1 9 2
6 4 2 7 3

Reversal practice for 2, 6, 3 & 5

7 4 6 5

9 1 3 2

Reversal practice for 2, 6, 3 & 5

7 9 6
3 2 1 2 6
4

Reversal practice for 2, 6, 3 & 5

1 2 3 4 2 6 7 8 9

Reversal practice for 2, 6, 3 & 5

1 2 3 4 5 2 7 8 9

Reversal practice for 2, 6, 3 & 5

1 2 3 4 5 6 7 8 9

Reversal practice for 2, 6, 3 & 5

Which number is
facing the right
direction?



Reversal practice for 2, 6, 3 & 5

A large, bold, pink number 8 is centered on the left side of the page. It is a simple, rounded font with a consistent stroke width.A large, bold, pink number 3 is centered on the right side of the page. It is a simple, rounded font with a consistent stroke width.

Reversal practice for 2, 6, 3 & 5

2

5

Reversal practice for 2, 6, 3 & 5



Reversal practice for 2, 6, 3 & 5

3

ε

Reversal practice for 2, 6, 3 & 5

5


5

Reversal practice for 2, 6, 3 & 5


Look at the next picture.

What can it turn into?


(hint: it can be a certain letter
or a certain number)



Reversal practice for 2, 6, 3 & 5



Reversal practice for 2, 6, 3 & 5



Reversal practice for 2, 6, 3 & 5

Say the number that you see.
If it is backwards, then it is not
a number.

Remember to use your **RIGHT**
hand to help you with the numbers
3 and 5.

5

Reversal practice for 2, 6, 3 & 5

5

Reversal practice for 2, 6, 3 & 5

5

Reversal practice for 2, 6, 3 & 5



Reversal practice for 2, 6, 3 & 5

5

Reversal practice for 2, 6, 3 & 5

3

Reversal practice for 2, 6, 3 & 5

3

Reversal practice for 2, 6, 3 & 5

3

Reversal practice for 2, 6, 3 & 5

5

Reversal practice for 2, 6, 3 & 5



8

Reversal practice for 2, 6, 3 & 5

3

Reversal practice for 2, 6, 3 & 5

A large, bold, green number '5' is centered on the page. Inside the upper loop of the '5', there is a smaller, dark green number '2'. This visual representation is used for reversal practice, where the student is asked to identify the number that is the reverse of the one shown.

Reversal practice for 2, 6, 3 & 5

A large, bold, green number 8 is centered on the right side of the page. The number is composed of two thick, rounded strokes that meet at the top and bottom, forming a classic '8' shape.

Reversal practice for 2, 6, 3 & 5

3

Reversal practice for 2, 6, 3 & 5

3

Reversal practice for 2, 6, 3 & 5

3

Reversal practice for 2, 6, 3 & 5

5

Reversal practice for 2, 6, 3 & 5

Good Job!



Reversal practice for 2, 6, 3 & 5